

描述 / Descriptions

TO-220 塑封封装电压调整器。Voltage Regulator in a TO-220 Plastic Package.

特征 / Features

三端稳压调整器，输出电流高达 1.5A,内设过热保护和短路限制。

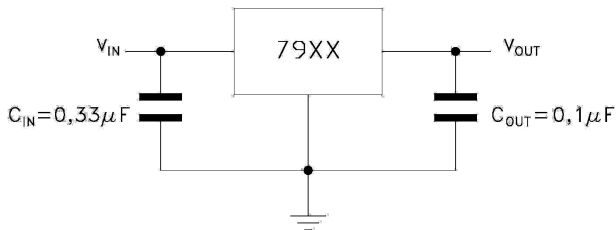
3-Terminal regulators ,output current up to 1.5 A, internal thermal overload protection and short-circuit limiting.

用途 / Applications


电压调整器。

Voltage Regulator.

内部等效电路/应用电路 / Equivalent Circuit or Application Circuit



引脚排列 / Pinning



PIN 1 : GND

PIN 2 : IN

PIN 3 : OUT

印章代码 / Marking

见印章说明。See Marking Instructions

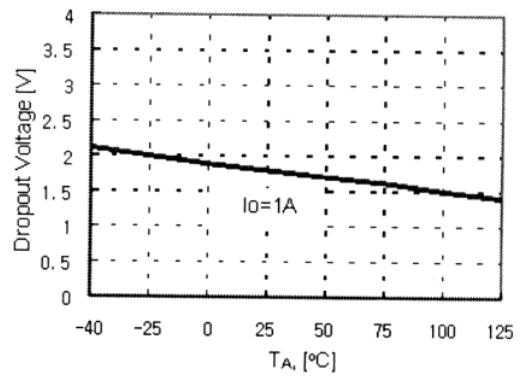
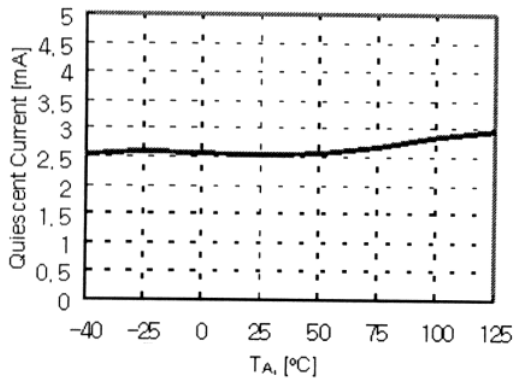
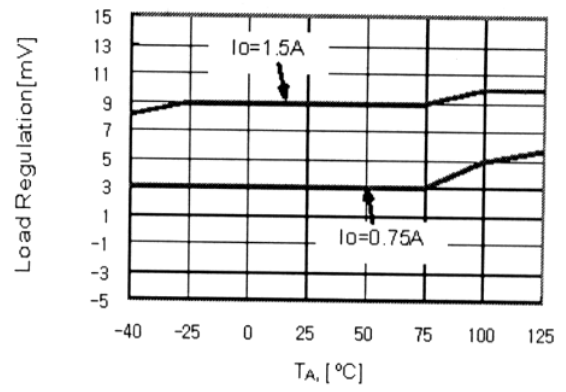
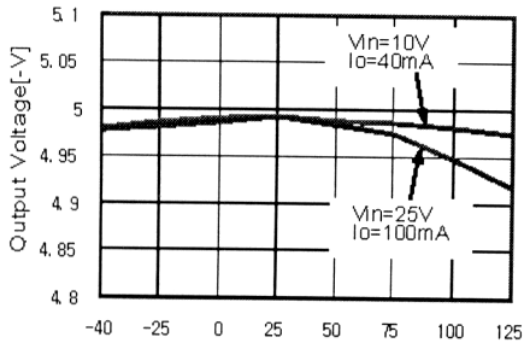
极限参数 / Absolute Maximum Ratings(Ta=25°C)

参数 Parameter	符号 Symbol	数值 Rating	单位 Unit
Input Voltage Difference	V_i	-35	V
Junction-to-Ambient	$R_{\theta JA}$	-40	°C/W
Junction-to-Case	$R_{\theta JC}$	3.0	°C/W
Operating Temperature Range	T_{OPR}	50	°C
Storage temperature range	T_{stg}	0~125	°C

电性能参数 / Electrical Characteristics(Ta=25°C)

参数 Parameter	符号 Symbol	测试条件 Test Conditions	最小值 Min	典型值 Typ	最大值 Max	单位 Unit
Line regulation	V_o	$T_j=25^\circ\text{C}$	-4.8	-5.0	-5.2	V
		$V_i=8\text{ to }20\text{V}$, $I_o=-5\text{mA to }-1\text{A}$, $P_o\leq 15\text{W}$	-4.75	-5.0	-5.25	
Load Regulation	ΔV_o	$T_j=25^\circ\text{C}$ $I_o=5\text{mA to }1.5\text{A}$			100	mV
		$T_j=25^\circ\text{C}$ $I_o=250\text{mA to }750\text{mA}$			50	
Load Regulation	ΔV_o	$T_j=25^\circ\text{C}$ $V_i=-7\text{V to }-25\text{V}$			100	mV
		$T_j=25^\circ\text{C}$ $V_i=-8\text{V to }-12\text{V}$			50	
Bias current	I_d	$T_j=25^\circ\text{C}$			8.0	mA
Bias current change	ΔI_d	$V_i=-8\text{V to }-25\text{V}$			0.8	mA
		$I_o=5\text{mA to }1\text{A}$			0.5	mA
Ratio of Change in VREF to Cathode Voltage	$\Delta V_o/\Delta T$	$I_o=5\text{mA}$		-0.4		mV/°C
RMS Noise vs. %of VOUT	eN	B=10Hz to 100KHz $T_j=25^\circ\text{C}$		100		μV
Ripple Rejection	SVR	$\Delta V_i=10\text{V}$ $f=120\text{Hz}$	54	60		dB
Dropout voltage	V_d	$I_o=1\text{A}$ $T_j=25^\circ\text{C}$ $\Delta V_o=100\text{mV}$		1.4		V
Short Circuit Current Limit	Isc			2.1		A

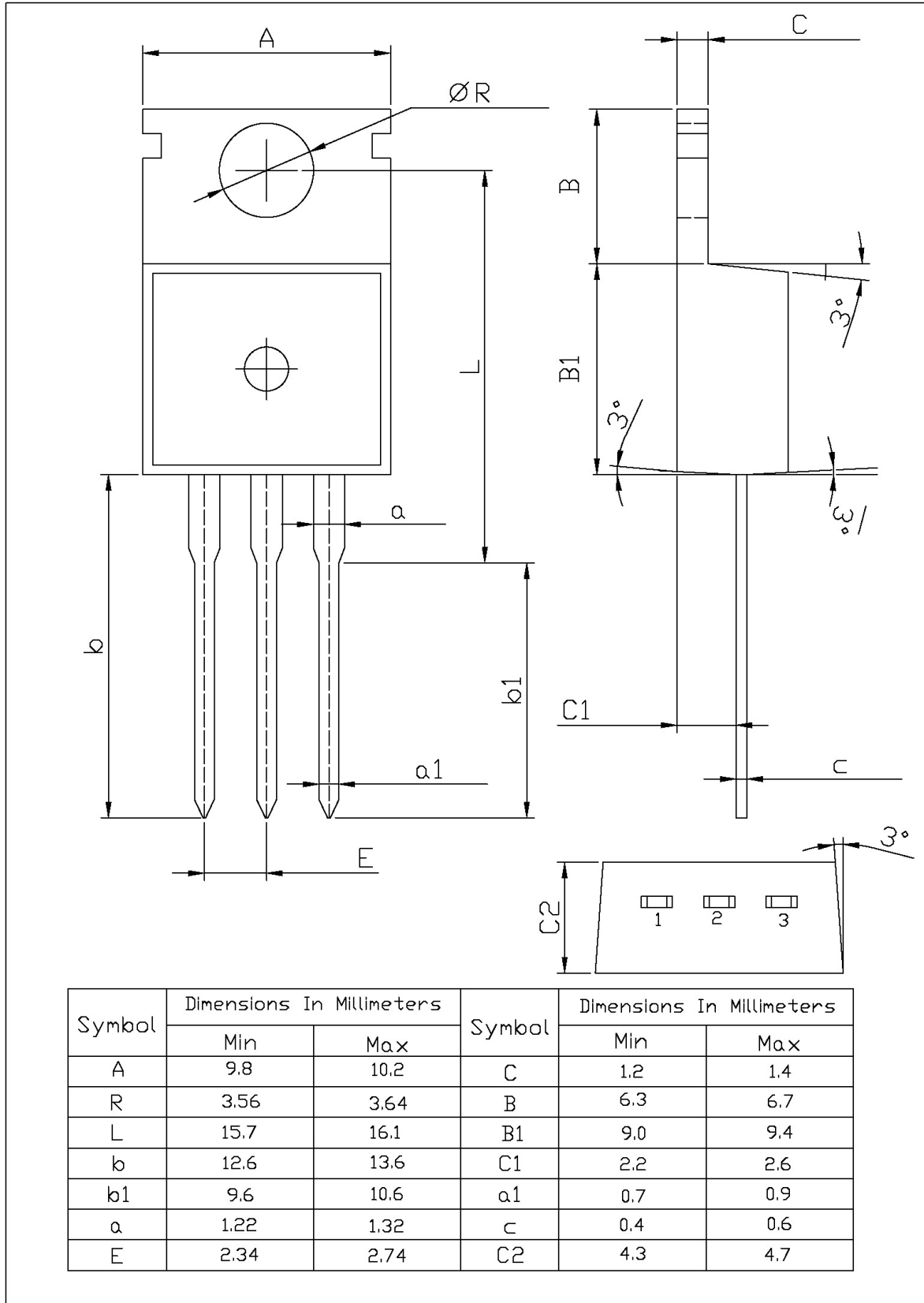
电参数曲线图 / Electrical Characteristic Curve



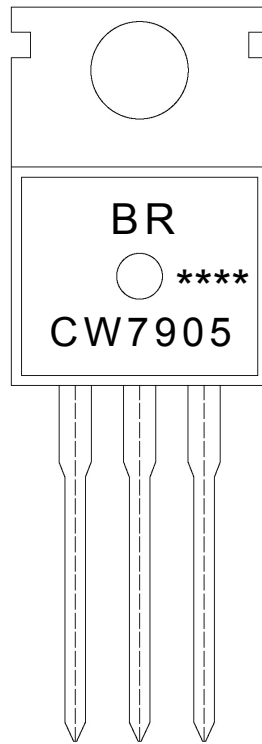
外形尺寸图 / Package Dimensions

T0-220

单位: mm



印章说明 / Marking Instructions



说明：

BR： 为公司代码

CW7905： 为型号代码

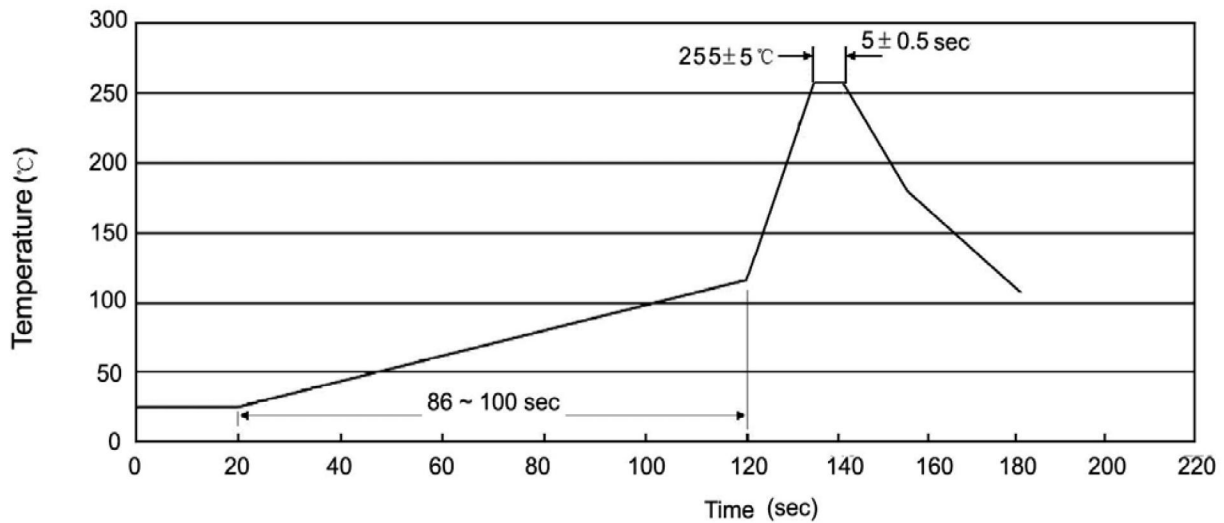
****： 为生产批号代码，随生产批号变化。

Note:

BR: Company Code.

CW7905: Product Type.

****: Lot No. Code, code change with Lot No.

波峰焊温度曲线图(无铅) / Temperature Profile for Dip Soldering(Pb-Free)


说明：

- 1、预热温度 25 ~ 150°C，时间 60 ~ 90sec;
- 2、峰值温度 255±5°C，时间持续为 5±0.5sec;
- 3、焊接制程冷却速度为 2 ~ 10°C/sec.

Note:

- 1.Preheating:25~150°C, Time:60~90sec.
- 2.Peak Temp.:255±5°C, Duration:5±0.5sec.
3. Cooling Speed: 2~10°C/sec.

耐焊接热试验条件 / Resistance to Soldering Heat Test Conditions

温度：270±5°C

时间：10±1 sec.

Temp:270±5°C

Time:10±1 sec

包装规格 / Packaging SPEC.

散件包装 / BULK

Package Type 封装形式	Units 包装数量					Dimension 包装尺寸 (unit: mm3)		
	Units/Bag 只/袋	Bags/Inner Box 袋/盒	Units/Inner Box 只/盒	Inner Boxes/Outer Box 盒/箱	Units/Outer Box 只/箱	Bag 袋	Inner Box 盒	Outer Box 箱
TO-220/F	200	10	2,000	5	10,000	135×190	237×172×102	560×245×195

套管包装 / TUBE

Package Type 封装形式	Units 包装数量					Dimension 包装尺寸 (unit: mm3)		
	Units/Tube 只/套管	Tubes/Inner Box 套管/盒	Units/Inner Box 只/盒	Inner Boxes/Outer Box 盒/箱	Units/Outer Box 只/箱	Tube 套管	Inner Box 盒	Outer Box 箱
TO-220/F	50	20	1,000	5	5,000	532×31.4×5.5	555×164×50	575×290×180

使用说明 / Notices